



# Great Expectations 2020

Photo: Garry O'Hern

Rocas Alijos  
24°57'31"N - 115°44'59"W



## RANDY PENNY

Creator of the modern Rail Rod  
Innovator in composite rod construction  
Owner of CRP, LLC



Jan 1, 2020

Today we begin not just a new day, week, month or year, but a new decade. With the speed of information in today's world, some say that time is moving ahead at a pace that we have never seen. I, for one, have difficulty embracing that speed. However, as with every year that we have been in business I am prepared for what is in store.

Over the course of the last year we seemed to win more battles than we lost. Our production capacity was expanded by the continual refining of processes as well as the addition of the right people. It is these people, who, bring even more expertise to the production of our quality product. It is difficult to comprehend the level of pride that our team shows in their work. For this, we are thankful.

2019 was also a year where the additional capacity continued to be swallowed up by a growing base of wholesale customers. It is these customers who have put their trust in the product and have shown a confidence that the UC product will bring new business to their stores. This growing demand from local, statewide, national, and international customers drives the demand for our rods and blanks. That increase in demand is what continues our drive to reach levels we have never realized before.

I hope you will agree that our continuing development of product has helped every angler fishing a UC rod be more successful. I hope you have seen for yourself what our rods and blanks are capable of due in large to the Dual Helix construction. It is simply second to none in construction and durability. This year we are rolling out a new product called GUSA Premium. This new concept has changed much about what we believe a graphite blank could be. Each application in this new line of blanks is raising the bar in each of their line classes. Their "Power/Weight Ratio" will surprise you. The appearance will astound you. You will want to make note of them. Be sure that you are witness to what some think will change the way you look at all graphite saltwater rod.

Our march ahead has produced results that every company would hope for. We added the right personnel to bolster our productivity. We added the right customers who responded with additional demand. We added the right product so that our customer base would be successful bringing it and our other products to market. The formula may sound simple but it is never easy. We have made another trip around the sun. We have seen change to our product line. We have seen changes to our company. It will soon be our sixth year and we are so excited to see what this new era will hold with "Great Expectations".







## Saltwater

- **Elite** Composite – Page 4
- **Xtreme** Composite – Page 6
- **Platinum** Composite – Page 9
- **GUSA** Full Carbon – Page 10
- **GUSA Premium** – Page 11
- **GUSA Classic** – Page 12





**ELITE COMPOSITE** These rods are the lightest weight composite rods we've ever built. They come standard with lightweight EVA grips, graphite reel seats, and ALPS S-6 Stainless Steel framed, braid proof, guides. Each rod is decoratively single wrapped with Silver trim bands and metallic red and blue accents. There are applications ranging from 12lb to as high as 60lb+. The Elite Composite line is also offered by special order, the Elite Composite+ configuration. All wraps and guides will remain the same. The primary difference is that the more durable hypalon material is used for the grips and the lightweight graphite reel seat is changed out for the popular ALPS CAH design aluminum reel seat.

**ELITECOMPOSITE**

**Conventional**

Model	Length	Action	Line Rating	Lure Rating	MSRP
RCE700 XL-C	7'0"	Mod-Fast	12-25	1/2-1 1/2	\$279
RCE700 L-C	7'0"	Mod-Fast	15-30	1-2	\$279
RCE700 M-C	7'0"	Mod-Fast	20-40	1-3	\$279
RCE700 H-C	7'0"	Mod-Fast	30-50	1-5	\$279
RCE700 XH-C	7'0"	Mod-Fast	40-60	3-6	\$295
RCE700 XXH-C	7'0"	Mod-Fast	50-80	3-8	\$295
RCE800 XF-C	8'0"	Mod-Fast	15-25	1/2-1 1/2	\$279
RCE800 MAG-C	8'0"	Moderate	20-30	1/2-2 1/2	\$295
RCE800 MEGA-C	8'0"	Moderate	25-40	3/4-3	\$295
RCE800 MONSTER-C	8'0"	Mod-Fast	30-50	1-5	\$314
RCE800 WAHOO-C	8'0"	Mod-Fast	40-60	1-8	\$314
RCE800 DELMAR-C	8'0"	Fast	30-60	1-8	\$314

**Spinning**

Model	Length	Action	Line Rating	Lure Rating	MSRP
RCE700 XL-S	7'0"	Mod-Fast	12-25	1/2-1 1/2	\$292
RCE700 L-S	7'0"	Mod-Fast	15-30	1-2	\$292
RCE700 M-S	7'0"	Mod-Fast	20-40	1-3	\$292
RCE700 H-S	7'0"	Mod-Fast	30-50	1-5	\$305
RCE700 XH-S	7'0"	Mod-Fast	40-60	3-6	\$316
RCE700 XXH-S	7'0"	Mod-Fast	50-80	3-8	\$316

**ELITECOMPOSITE+**

**Conventional**

Model	Length	Action	Line Rating	Lure Rating	MSRP
RCE700 XL-C+	7'0"	Mod-Fast	12-25	1/2-1 1/2	\$304
RCE700 L-C+	7'0"	Mod-Fast	15-30	1-2	\$304
RCE700 M-C+	7'0"	Mod-Fast	20-40	1-3	\$304
RCE700 H-C+	7'0"	Mod-Fast	30-50	1-5	\$304
RCE700 XH-C+	7'0"	Mod-Fast	40-60	3-6	\$314
RCE700 XXH-C+	7'0"	Mod-Fast	50-80	3-8	\$314
RCE800 XF-C+	8'0"	Mod-Fast	15-25	1/2-1 1/2	\$314
RCE800 MAG-C+	8'0"	Moderate	20-30	1/2-2 1/2	\$314
RCE800 MEGA-C+	8'0"	Moderate	25-40	3/4-3	\$336
RCE800 MONSTER-C+	8'0"	Mod-Fast	30-50	1-5	\$336
RCE800 WAHOO-C+	8'0"	Mod-Fast	40-60	1-8	\$346
RCE900 DELMAR-C+	8'0"	Fast	30-60	1-8	\$346

**Spinning**

Model	Length	Action	Line Rating	Lure Rating	MSRP
RCE700 XL-S+	7'0"	Mod-Fast	12-25	1/2-1 1/2	\$334
RCE700 L-S+	7'0"	Mod-Fast	15-30	1-2	\$334
RCE700 M-S+	7'0"	Mod-Fast	20-40	1-3	\$334
RCE700 H-S+	7'0"	Mod-Fast	30-50	1-5	\$347
RCE700 XH-S+	7'0"	Mod-Fast	40-60	3-6	\$360
RCE700 XXH-S+	7'0"	Mod-Fast	50-80	3-8	\$360



UC Pro Staff  
Gary Grant



UC Field Staff  
Shane Thomas



UC Field Staff  
Mike Funtanilla



UC Field Staff  
Kristin Lyndhart





Sergio V Ortiz



## ELITE COMPOSITE Cork Tape

Model	Length	Action	Line Rating	Lure Rating	MSRP
RCE800 XF-CT	8'0"	Mod-Fast	15-25	1/2-1 1/2	\$289
RCE800 MAG-CT	8'0"	Moderate	20-30	1/2-2 1/2	\$289
RCE800 MEGA-CT	8'0"	Moderate	25-40	3/4-3	\$289
RCE800 MONSTER-CT	8'0"	Mod-Fast	30-50	1-5	\$308
RCE800 WAHOO-CT	8'0"	Mod-Fast	40-60	1-8	\$319
RCE800 DELMAR-CT	8'0"	Fast	30-60	1-8	\$319
RCE900 XF-CT	9'0"	Mod-Fast	15-25	1/2-1 1/2	\$308
RCE900 MAG-CT	9'0"	Moderate	20-30	1/2-2 1/2	\$319
RCE900 MEGA-CT	9'0"	Moderate	25-40	3/4-3	\$319
RCE900 MONSTER-CT	9'0"	Mod-Fast	30-50	1-5	\$339
RCE900 WAHOO-CT	9'0"	Mod-Fast	40-60	1-8	\$351
RCE900 DelMar-CT	9'0"	Fast	40-80	1-10	\$351
RCE1000 XF-CT	10'0"	Mod-Fast	15-25	1/2-1 1/2	\$339
RCE1000 MAG-CT	10'0"	Moderate	20-30	1/2-2 1/2	\$351
RCE1000 MEGA-CT	10'0"	Moderate	25-40	3/4-3	\$351
RCE1000 MONSTER-CT	10'0"	Mod-Fast	30-50	1-5	\$369
RCE1000 WAHOO-CT	10'0"	Mod-Fast	40-60	1-8	\$381
RCE1000 DelMar-CT	10'0"	Fast	40-80	1-12	\$381



UC Pro Staff  
Capt. Butch Diaz



UC Trophy winner Palani Segee

## CHALLENGER ELITE Blanks

Model	Length	Action	Line Rating	Lure Rating	Tip	Butt	MSRP
CE700XL	7'0"	Mod-Fast	12-25	1/2-1 1/2	6.5	.720	\$118
CE700L	7'0"	Mod-Fast	15-30	1-2	7.5	.710	\$122
CE700M	7'0"	Mod-Fast	20-40	1-3	7.5	.710	\$129
CE700H	7'0"	Mod-Fast	30-50	1-5	7.5	.720	\$137
CE700XH	7'0"	Mod-Fast	40-60	3-6	8	.750	\$144
CE700XXH	7'0"	Mod-Fast	50-80	3-8	9	.760	\$151
CE800 XF	8'0"	Mod-Fast	15-25	1/2-1 1/2	7	.730	\$134
CE800 MAG	8'0"	Moderate	20-30	1/2-2 1/2	8	.740	\$137
CE800 MEGA	8'0"	Moderate	25-40	3/4-3	8	.740	\$141
CE800 MONSTER	8'0"	Mod-Fast	30-50	1-5	8.5	.760	\$142
CE800 WAHOO	8'0"	Mod-Fast	40-60	1-8	10	.760	\$152
CE800 DELMAR	8'0"	Fast	30-60	1-8	10		\$165
CE900 XF	9'0"	Mod-Fast	15-25	1/2-1 1/2	7	.780	\$160
CE900 MAG	9'0"	Moderate	20-30	1/2-2 1/2	8	.790	\$162
CE900 MEGA	9'0"	Moderate	25-40	3/4-3	8	.800	\$165
CE900 MONSTER	9'0"	Mod-Fast	30-50	1-5	8.5	.810	\$171
CE900 WAHOO	9'0"	Mod-Fast	40-60	1-8	10	.820	\$179
CE900 DELMAR	9'0"	Fast	40-80	1-10	10	.825	\$196
CE1000 XF	10'0"	Mod-Fast	15-25	1/2-1 1/2	7	.790	\$174
CE1000 MAG	10'0"	Moderate	20-30	1/2-2 1/2	8	.800	\$177
CE1000 MEGA	10'0"	Moderate	25-40	3/4-3	8	.800	\$182
CE1000 MONSTER	10'0"	Mod-Fast	30-50	1-5	8.5	.800	\$189
CE1000 WAHOO	10'0"	Mod-Fast	40-60	1-8	10	.840	\$196
CE1000 DELMAR	10'0"	Fast	40-80	1-12	10	.830	\$221



UC Señor Field Staff  
Dan Burns



# XTREME Composite Rail Rods

The Xtreme Composite Rail Rods are an anomaly. They are a complete departure from the other blanks on the market designed for the same use. These purpose built rods have a smaller tip, more recoil and more lifting power. These new designs are in the form of 5 new 7'6" models. Each of the new blanks is actually different from the original 7' models. The patterning and tooling was changed to allow for a slightly different action to accommodate the angler at a slightly longer length. These models have become the go to for big tuna fishing on the Long range type boats.

The Xtreme Composite Rail Rod line is comprised of 10 different models. These models all have their own preferred use and application, but they are all of the same high quality and finish standards that go into each and every UC product. They feature the Heavy Duty FUJI BHBNG black stainless guides. They use the Alps CAH reel seats. They are triple wrapped and include Randy's innovative hybrid cold shrink handle. This handle combines the durability of 3M cold shrink with the comfort of hypalon in areas where an angler may be required to grab and pull for those last two feet of line!



Matt Olsen

## XTREME COMPOSITE - Rail Rods

Model	Length	Action	Line	MSRP
RCX70 Raptor	7'0"	Fast	50-80	\$480
RCX70 Centaur	7'0"	Fast	60-100	\$484
RCX70 Viper	7'0"	Fast	80-130	\$489
RCX70 Invictus	7'0"	Fast	100-150	\$512
RCX70 Gladiator	7'0"	Fast	150-Unl.	\$522

RCX76 Raptor	7'6"	Fast	50-80	\$520
RCX76 Centaur	7'6"	Fast	60-100	\$526
RCX76 Viper	7'6"	Fast	80-130	\$534
RCX76 Invictus	7'6"	Fast	100-150	\$561
RCX76 Gladiator	7'6"	Fast	150-Unl.	\$578



UC Pro Staff & "Developer of Stuff"  
Garry O'Hern



UC Pro Staff  
Matthew Chang



David Choate

## XTREME COMPOSITE Blanks

Model	Length	Action	Rating	Tip	Butt	Weight	MSRP
CX 70 Raptor	7'0"	Fast	50-80	9.5	0.858	11.50	\$166
CX 70 Centaur	7'0"	Fast	60-100	10	0.870	12.50	\$180
CX 70 Viper	7'0"	Fast	80-130	11	0.868	12.50	\$185
CX 70 Invictus	7'0"	Fast	100-150	12	0.950	16.50	\$203
CX 70 Gladiator	7'0"	Fast	150-Unl.	13	0.978	19.00	\$221


CX 76 Raptor	7'6"	Fast	50-80	9	0.870	14.10	\$194
CX 76 Centaur	7'6"	Fast	60-100	9.5	0.890	15.70	\$209
CX 76 Viper	7'6"	Fast	80-130	10	0.920	16.30	\$216
CX 76 Invictus	7'6"	Fast	100-150	11	1.000	19.80	\$240
CX 76 Gladiator	7'6"	Fast	150-Unltd	12	1.020	22.70	\$263

CX 80 Raptor	8'0"	Fast	50-100	10	0.900	16.00	\$207
--------------	------	------	--------	----	-------	-------	-------



UC Pro Staff  
Gary Grant






"Lumberjack"



UC Pro Staff  
Tito Ortiz




Sam De La Torre




Darin Dohi



John Nappo



BJ Beck



UC Field Staff  
Pauline Lam



UC Field Staff  
Doug McConaughy


# CHALLENGERXTREME



The Marciano's  
Angelica Fisheries

## CHALLENGERXTREME - Unibutt

	Model	Length	Action	Line	MSRP
RCX76	Invictus-UB	9'6"	Fast	100-150	\$1,150.00
	Gladiator-UB	9'6"	Fast	Unlimited	\$1,195.00
RCX70	Viper - UB	7'9"	Fast	80-130	\$636.00



UC Pro Staff  
Joe Marciano



## XTREME COMPOSITE Big Game

There is something to be said about fighting a fish on the open seas. Whether fishing Stand-Up, Trolling or Trophy fishing, United Composites builds the proper rod for your dream fish. The Xtreme Composite rods were designed to provide the angler with every possible advantage. This lineup of rods covers the full range of stand-up models from 50lb line class to Unlimited class for trophy billfish and bluefin tuna. These rods are built to last on dual helix UC blanks. They are heavy wall, moderate action, durable one-piece blanks constructed of multi-modulus Graphite/Carbon and Uni-Directional glass layers. These are the finest crafted rods in the category!

## XTREME COMPOSITE

### Stand-Up

- Hypalon Foregrip
- Aluminum Reel Seat
- Slickbutt Rear Grip
- Blue Black wrap W/Silver band
- Red accents
- ALPS S-6 SS Ring Guides
- Rod shown - limited edition white blank



Model	Length	Action	Line Rating	MSRP
Stand-Up				
RCX55XH-C	5'6"	Fast	50-80	\$364
RCX55XXH-C	5'6"	Fast	50-100	\$363
RCX60XH-C	6'0"	Mod-Fast	50-80	\$375
RCX60XXH-C	6'0"	Mod-Fast	50-100	\$378

### Trolling

- Dual Helix composite blank
- Hypalon Foregrip
- ALPS Unibutt
- Blue base wrap W/Silver band
- Red Accents
- US Roller Guides.



Model	Length	Action	Line Rating	MSRP
Trolling				
RCX54H-UB	5'6"	Mod	30-50	\$562
RCX54XH-UB	5'6"	Mod	50-80	\$569
RCX54XO-UB	5'6"	Mod	60-130	\$574
RCX54XOS-UB	5'6"	Mod	130+	\$579

### Big Game

- Hypalon Foregrip
- ALPS Unibutt
- Blue base wrap W/Silver band
- Red Accent
- Aftco Roller Guides



Model	Length	Action	Line Rating	MSRP
Big Game				
RCX40XH-UB	5'6"	Fast	50-80	\$765
RCX40XXH-UB	5'6"	Fast	50-100	\$771
RCX40XO-UB	5'6"	Mod-Fast	60-130	\$779
RCX40XOS-UB	5'6"	Mod	130+	\$828



Tony Wallis



Rob Michalowski



## XTREME COMPOSITE Blanks

Model	Length	Action	Rating	Tip	Butt	Weight	MSRP
CX 40H	4'0"	Mod-Fast	30-50	11	0.82	4.90	<b>\$102</b>
CX 40XH	4'0"	Mod-Fast	80	13	0.82	5.10	<b>\$106</b>
CX 40XXH	4'0"	Mod-Fast	100	14	0.75	7.70	<b>\$129</b>
CX 40XO	4'0"	Mod-Fast	130	16	0.785	9.10	<b>\$133</b>
CX 40XOS	4'0"	Moderate	Unlimited	16	0.82	9.80	<b>\$138</b>
CX 54H	5'4"	Mod	30-50	9	0.687	7.00	<b>\$132</b>
CX 54XH	5'4"	Mod	50-80	11	0.7	8.30	<b>\$138</b>
CX 54XO	5'4"	Mod	80-130	12	0.716	9.00	<b>\$173</b>
CX 54XOS	5'4"	Mod	Unlimited	14	0.754	11.10	<b>\$180</b>
CX 55XH	5'6"	Mod-Fast	40-80	9	0.72	9.10	<b>\$138</b>
CX 55XXH	5'6"	Mod-Fast	50-100	12	0.77	9.70	<b>\$146</b>
CX 55XXH-F	5'6"	Fast	60-130	12	0.81	10.40	<b>\$146</b>
CX 60XH	6'0"	Mod-Fast	40-80	9	0.86	11.20	<b>\$166</b>
CX 60XXH	6'0"	Mod-Fast	50-100	12	0.894	11.50	<b>\$172</b>



## PLATINUM COMPOSITE

The Platinum Composite series is made up of traditional Southern California styles and actions. These rods are all equipped with Fuji Stainless Steel guides, hypalon grips and ALPS aluminum reel seats. The models range from a light action 12lb 7' rod to a 50lb 8' rod. The RCP series is the penultimate power fishing rod. With fast action power wall blank designs, they offer the angler unstoppable lifting power and control over the fish. The Platinum Composite series of rods will threaten to take the top spots in your rod collection. Dare to try one and you may just hook yourself!

### PLATINUM COMPOSITE - Conventional

Model	Length	Action	Line	MSRP
RCP70 ML-C	7'0"	FAST	12-20	\$346.00
RCP70 M-C	7'0"	FAST	12-25	\$357.00
RCP70 MH-C	7'0"	FAST	15-30	\$362.00
RCP70 MHF-C	7'0"	FAST	15-40	\$367.00
RCP70 H-C	7'0"	FAST	20-40	\$416.00
RCP70 HF-C	7'0"	FAST	30-50	\$416.00
RCP70 HP-C	7'0"	FAST	40-80	\$416.00
RCP70 XH-C	7'0"	FAST	50-100	\$426.00

### PLATINUM COMPOSITE - Deckhand

DOUBLE CORKTABE GRIP - NYLON CORD INLAY - DAISY STYLE BUTT  
CAP - TURKS HEAD KNOT

Model	Length	Action	Line	MSRP
RCP80 MH-CT	8'0"	Mod-Fast	20-40	\$383.00
RCP80 H-CT	8'0"	Fast	30-50	\$433.00
RCP80 HP-CT	8'0"	Fast	50-80	\$433.00

### PLATINUM COMPOSITE Blanks

Model	Length	Action	Rating	Tip	Butt	Weight	MSRP
CP 55M	5'6"	Fast	12-25	8	0.59	5.80	\$127
CP 55MH	5'6"	Fast	15-30	8.5	0.61	6.60	\$137
CP 55MH-F	5'6"	Fast	15-40	8.5	0.65	7.00	\$137
CP 55H	5'6"	Fast	20-40	8.5	0.73	7.35	\$140
CP 55HP	5'6"	Fast	30-50	9	0.75	8.05	\$142
CP 55XH	5'6"	Fast	50-80	9	0.79	9.30	\$145
CP 60ML	6'0"	Fast	12-20	7.5	0.61	6.30	\$142
CP 60M	6'0"	Fast	12-25	8	0.655	6.50	\$144
CP 60MH	6'0"	Fast	15-30	8.5	0.67	7.70	\$150
CP 60MH-F	6'0"	Fast	15-40	8.5	0.69	8.40	\$150
CP 60H	6'0"	Fast	20-40	8.5	0.75	8.75	\$151
CP 60H-F	6'0"	Fast	30-50	8.5	0.77	8.60	\$152
CP 60HP	6'0"	Fast	50-80	9	0.75	9.10	\$157
CP 60XH	6'0"	Fast	50-100	9	0.82	10.50	\$160
CP 70ML	7'0"	Fast	12-20	7.5	0.67	7.70	\$148
CP 70M	7'0"	Fast	12-25	8	0.69	8.05	\$150
CP 70MH	7'0"	Fast	15-30	8.5	0.715	8.75	\$156
CP 70MH-F	7'0"	Fast	15-40	8.5	0.73	9.45	\$156
CP 70H	7'0"	Fast		8.5	0.73	9.80	\$161
CP 70H-F	7'0"	Fast	30-50	8.5	0.8	9.60	\$164
CP 70HP	7'0"	Fast	40-80	9	0.82	10.50	\$168
CP 70XH	7'0"	Fast	50-100	9	0.87	12.00	\$174
CP 80MH	8'0"	Mod-Fast	20-40	8.5	0.835	13.40	\$227
CP 80H	8'0"	Fast	30-50	9	0.85	15.60	\$247
CP 80HP	8'0"	Fast	50-80	10	0.875	15.40	\$253



UC Pro Staff  
Sylvester Fuentes




UC Pro Staffers  
Mike Urabe & Doug Inouye



Darin Dohi



UC Pro Staff  
Mike Urabe



Tom Maclean





## GUSA FULL CARBON


GUSA Graphite finished rods are in a league of their own. Each blank is made up of 100% Multi-Modulus Carbon Construction and utilizing the Dual Carbon Helix Core. They represent the highest quality and construction in our product line. Unlike nearly all of its competitors, these blanks are made of 100% Carbon Graphite. There is no fiberglass in the construction at all. The rods are fitted with hypalon grips, ALPS aluminum reel seats, and aluminum gimbals as well as 316 Stainless Steel frame ALPS guides. Each rod is wrapped with a metallic blue base wrap and a black top wrap with silver and red detail.

## GUSA FULL CARBON - CONVENTIONAL

Model		Length	Action	Line	MSRP
RUS76	H-L	7'6"	FAST	20-30	\$327.00
RUS76	Tilefish Jr	7'6"	Fast	25-40	\$323.00
RUS76	HP	7'6"	Fast	30-50	\$336.00
RUS76	Predator	7'6"	Mod-Fast	50-80	\$341.00
RUS80	XF	8'0"	X-Fast	12-25	\$321.00
RUS80	Mag	8'0"	Fast	20-30	\$322.00
RUS80	Mega	8'0"	Mod-Fast	20-40	\$325.00
RUS80	Terminator	8'0"	Fast	30-60	\$360.00
RUS80	Monster	8'0"	Mod-Fast	30-60	\$341.00
RUS80	Tilefish	8'0"	Fast	30-60	\$363.00
RUS80	Wahoo	8'0"	Mod-Fast	50-80	\$351.00
RUS80	Predator	8'0"	Mod-Fast	50-80	\$353.00
RUS85	Phantom	8'6"	Fast	25-50	\$377.00
RUS90	Monster	9'0"	Mod-Fast	30-60	\$392.00
RUS100	Monster	10'0"	Mod-Fast	30-60	\$415.00



UC Field Staff  
Bill Fogarty



UC Field Staff  
Matthew Chang



Mike Kang



UC Field Staff  
Capt. Gabriel Ceballos



"Mr. Han"



UC Field Staff  
John Gugliotta



David Tang, Sarah Saraspe  
and UC Pro Staff Gary Grant





# GUSA PREMIUM

United Composites USA has taken West Coast saltwater fishing rods in a very different direction. In keeping with the foundation of the success of the company, each of the premium rods incorporate the trademarked dual helix design element. However, on top of bringing incredible strength and durability, they have added yet another piece of the puzzle in a flat tow woven carbon reinforcing layer. It brings a level of beauty along with enhanced strength and power to an already extraordinary product.

The GUSA Premium series is the first in company history dating back to the original innovation by Richard Kantner, where up to four different materials are used to create the right actions at incredibly light weights. We believe that Mr. Kantner would be pleased with the creativity and use of a variety of materials to continue on the tradition of leading the Industry in innovation. The GUSA Premium is the most advanced, most innovative product to have ever come from the production shop at United Composites.

## GUSA Premium - Conventional

Model	Length	Action	Line	MSRP
RGP76 Predator	7'6"	Fast	50-100	\$405
RGP80 Mega	8'0"	Fast	20-50	\$410
RGP80 Monster	8'0"	Fast	30-60	\$421
RGP80 Terminator	8'0"	Fast	30-80	\$430
RGP80 Predator	8'0"	Fast	50-100	\$428

## GUSA Premium - Conventional +

Model	Length	Action	Line	MSRP
RGP76 Predator+	7'6"	Fast	50-100	\$436
RGP80 Mega+	8'0"	Fast	20-50	\$441
RGP80 Monster+	8'0"	Fast	30-60	\$455
RGP80 Terminator+	8'0"	Fast	30-80	\$461
RGP80 Predator+	8'0"	Fast	50-100	\$460



UC Pro/Field Staff  
Sylvester Fuentes & John Gugliotta



## GUSA PREMIUM Blanks

Model	Length	Action	Rating	Lure Wt	Tip	Butt	Weight	MSRP
GP 76 Predator	7'6"	Fast	50-100	2-6	8	0.856	8.40	\$225
GP 80 Mega	8'0"	Fast	20-50	1-7	8	0.748	6.30	\$206
GP 80 Monster	8'0"	Fast	30-60	1-6	8	0.768	7.90	\$221
GP 80 Terminator	8'0"	Fast	30-80	1-9	9	0.95	9.10	\$233
GP 80 Predator	8'0"	Fast	50-100	1-9	10	0.897	9.20	\$231
GP 85 XF	8'6"	Fast	12-30	1-4	7	0.782	6.30	\$218
GP 85 Mag	8'6"	Fast	15-40	1-5	8	0.781	6.40	\$220
GP 85 Mega	8'6"	Fast	20-50	1-6	8	0.796	6.90	\$235
GP 85 Monster	8'6"	Fast	30-80	1-9	8.5	0.813	9.00	\$256
GP 85 Phantom	8'6"	Fast	25-60	1-9	9	0.819	8.40	\$250
GP 90 XF	9'0"	Fast	12-30	1-4	7	0.809	6.90	\$226
GP 90 Mag	9'0"	Fast	15-40	1-5	8	0.799	7.20	\$228
GP 90 Mega	9'0"	Fast	20-50	1-6	8	0.804	7.80	\$243
GP 90 Monster	9'0"	Fast	30-80	1-9	8.5	0.835	9.80	\$266





## GUSA Classic

Classic [Klas-ik] – Of the first or highest quality, class, or rank: Serving as a standard, model, or guide.

The GUSA Classic series is a return to what this company and product line was founded on. In the late 80's and early 90's a line of blanks bearing very unique names was developed, tested, and introduced to custom rod builders in the Southern California region. Each model was given a name which over time became iconic and representative of this company. First there were the Fast (F) and Extra Fast (XF) models which were the lightest in the line. Next there was the "Mag," the "Mega," and lastly the "Monster." Each blank is 100% longitudinal graphite fiber and assembled with a dual helix core.

Each GUSA Classic is equipped with AAA cork rear grips and fore grips. A unique PacBay copper hood cushioned reel seat is used to accent the handle and tie in the special color. A special set of ALPS S-6 MXN guides were selected for these builds in a special Ti-Chrome frame finish with a Gold ceramic insert. Finally, the rods are treated to a near custom wrap with copper inlays and copper metallic decal bays. In all these "Classic" rods will make excellent additions to any fishing rod quiver...especially those with other UC product present.



Garry & Randy

### GUSA CLASSIC - Conventional

Model	Length	Action	Line	Pc	MSRP
RUSx79 F	7'9"	Fast	12-25	1	\$350.00
RUSx79 XF	7'9"	X-Fast	12-25	1	\$350.00
RUSx79 Mag	7'9"	Fast	15-30	1	\$350.00
RUSx79 Mega	7'9"	Mod-Fast	20-40	1	\$350.00
RUSx79 Monster	7'9"	Mod-Fast	30-60	1	\$350.00



"Winner!"



UC Pro Staff  
Mike Abenoja



Darin Dohi



UC Pro Staff  
Connor Angwin





# GUSA FULL CARBON Blanks

Model	Length	Action	Line Rating	Tip	Butt	MSRP
US65M	6'6"	Mod-Fast	12-20	6	.510	\$141
US65MH	6'6"	Fast	15-25	6.5	.560	\$147
US65HL	6'6"	Fast	20-30	7.5	.610	\$151
US65H	6'6"	Mod-Fast	20-40	7.5	.610	\$155
US65HP	6'6"	Fast	30-50	8	.650	\$160
US70LM	7'0"	Mod-Fast	8-17	5.5	.530	\$161
US70M	7'0"	Mod-Fast	12-20	6	.540	\$164
US70MH	7'0"	Fast	15-30	6.5	.580	\$166
US70H-L	7'0"	Fast	20-30	7.5	.610	\$168
US70H	7'0"	Mod-Fast	20-40	7.5	.610	\$169
US70XO	7'0"	Fast	20-40	7	.610	\$171
US70XOS	7'0"	Mod-Fast	30-60	7.5	.630	\$182
US70HP	7'0"	Fast	30-50	8	.680	\$184
US70XH	7'0"	Mod-Fast	30-60	8.5	.650	\$192
US70XXH	7'0"	Mod-Fast	40-60	9	.600	\$204
US70 Monster	7'0"	Mod	30-60	9	.680	\$186
US70 Wahoo Jr	7'0"	Mod-Fast	40-60	10	.790	\$205
US70 Predator	7'0"	Mod-Fast	50-80	10	.820	\$223
US76MH	7'6"	Fast	15-30	6.5	.590	\$171
US76H-L	7'6"	Fast	20-30	7.5	.630	\$175
US76H	7'6"	Mod-Fast	20-40	7.5	.630	\$179
US76 Tilefish Jr	7'6"	Fast	25-40	7.5	.740	\$186
US76HP	7'6"	Fast	30-50	8	.710	\$192
US76 Predator	7'6"	Fast	40-80	10	.865	\$237
US79F	7'9"	Fast	12-25	6.5	.700	\$139
US79XF	7'9"	X-Fast	12-25	7	.700	\$146
US79 Mag	7'9"	Fast	15-30	8	.700	\$155
US79 Mega	7'9"	Mod-Fast	20-40	8	.727	\$169
US79 Monster	7'9"	Mod-Fast	30-60	9	.748	\$180
US80MH	8'0"	Fast	15-30	6.5	.610	\$185
US80H-L	8'0"	Fast	20-30	7.5	.670	\$188
US80H	8'0"	Mod-Fast	20-40	7.5	.670	\$192
US80HP	8'0"	Fast	30-50	8	.750	\$205
US80XF	8'0"	X-Fast	12-25	7	.730	\$165
US80 Mag	8'0"	Fast	15-30	8	.740	\$181
US80 Bay Bass	8'0"	Mod-Fast	20-30	7	.593	\$187
US80 Mega-Bass	8'0"	Fast	15-40	7.5	.769	\$197
US80 Mega	8'0"	Mod-Fast	20-40	8	.605	\$187
US80 Monster	8'0"	Mod	30-60	8	.728	\$187
US80 Terminator	8'0"	Fast	30-60	9	.920	\$215
US80 Tilefish Jr	8'0"	Fast	30-60	8	.769	\$204
US80 Tilefish	8'0"	X-Fast	30-60	8	.770	\$217
US80 Wahoo	8'0"	Mod	50-80	10	.766	\$217
US80 Predator	8'0"	Mod-Fast	40-80	10	.920	\$241
US85XF	8'6"	X-Fast	12-25	7	.732	\$178
US85 Mag	8'6"	Fast	15-30	8	.735	\$191
US85 Mega	8'6"	Mod-Fast	20-40	8	.735	\$195
US85 Phantom	8'6"	Fast	30-60	9	.880	\$208
US85 Monster	8'6"	Mod	30-60	8.5	.800	\$202
US85 Wahoo	8'6"	Mod	30-60	10	.880	\$215
US90XF	9'0"	X-Fast	12-25	7	.780	\$187
US90 Mag	9'0"	Fast	15-30	8	.790	\$200
US90 Mega	9'0"	Mod-Fast	20-40	8	.800	\$205
US90 Monster	9'0"	Mod	30-60	8.5	.820	\$211
US100XF	10'0"	X-Fast	12-25	7	.790	\$197
US100 Mag	10'0"	Fast	15-30	8	.800	\$210
US100 Mega	10'0"	Mod-Fast	20-40	8	.800	\$214
US100 Monster	10'0"	Mod-Fast	30-60	8.5	.820	\$221



UC Field Staff  
Dan Burns




Steven Mijares



Connor Neville



UC Pro Staff  
David Conway




UC Field Staff  
Sebastian & Dan Burns



Johnny and Sly with rod raffle winners



"Foamer!"




Sarah Saraspe






UC Pro Staff  
Brittany Bassett



UC Pro Staff  
Brittany Bassett




UC Pro Staff  
Denny Kaneoka



Angelina Penny



UC Field Staff  
Brendan Thomas



UC Pro Staff  
Ryan Kyle

## Freshwater/Inshore

- **DrumSTIX** - Page 15
- **Swimbait** Finatic - Page 16
- **Dual Helix** DHX (UC) Blanks - Page 17
- **Pioneer SHX** (PU) Trout Rods - Page 18
- **Pioneer SHX** (PU) Blanks - Page 19



# Drum Stix

The "DrumStix" lineup is comprised of both DHX and GUSA blanks models that were hand selected for Florida and Gulf Coast inshore fishermen who target these powerful fish. The blanks incorporate the Dual Carbon Helix core as well as a layup of multi modulus layered carbon construction. All DrumStix are equipped with high quality ceramic ring guides featuring corrosion resistant stainless steel frames. Couple that with lightweight graphite reel seats and you have a lightweight package that is comfortable to fish all day long. They are attractively single wrapped in teal with black, teal and silver metallic detail. The DrumStix line is equally at home in the saltwater as the freshwater.

## DRUMSTIX

Model	Length	Action	Line	Lure (Oz.)	MSRP
<b>Spinning</b>					
RUW65 MHXF-S	6'6"	X-FAST	10-17	1/4-3/4	\$261.00
RUS65 MH-S	6'6"	FAST	15-25	1-4	\$278.00
RUS65 HP-S	6'6"	FAST	30-50	2-5	\$351.00
<b>Conventional</b>					
RUW65 MHXF-C	6'6"	X-FAST	10-17	1/4-3/4	\$265.00
RUS65 MH-C	6'6"	FAST	15-25	1-4	\$263.00
RUS65 HP-C	6'6"	FAST	30-50	2-5	\$327.00



UC Pro Staff  
Laura Thompson



UC Pro Staff  
Laura Thompson



UC Pro Staff  
Steve Howe



## DRUM STIX Blanks

Model	Length	Action	Rating	Pc	Lure Wt	Tip	Butt	Weight	MSRP
UW 65MHXF	6'6"	X-Fast	10-17	1	1/4-3/4	5	4.5	0.53	\$164
US 65MH	6'6"	Fast	15-25	1	1-4	6.5	0.56	4.30	\$147
US 65HP	6'6"	Fast	30-50	1	2-5	8	0.652	5.60	\$160






## Swimbait FINATIC

The Swimbait Finatic rod lineup is built upon a select number of UC DHX Blanks. The blanks incorporate the Dual Carbon Helix core as well as a layup of multi-modulus layers construction. All Swimbait Finatic rods are equipped with Fuji guides and reel seats along with lightweight EVA grips arranged as a split-grip design. They are attractively single wrapped in black with green and brown metallic detail. Built for the rigors of the ocean but designed for the finesse of the freshwater.

### Swimbait FINATIC


Model	Length	Action	Rating	Lure Wt	MSRP
RUC 711L	7'11"	Fast	12-20	3/8-2 1/2	\$279
RUC 711M	7'11"	Fast	15-30	1-4	\$283
RUC 711MH	7'11"	Mod-Fast	15-40	2-5	\$283
RUC 711H	7'11"	Mod-Fast	20-40	2-6	\$288
RUS80 Tilefish	8'0"	Fast	30-60	1-10	\$327
RUC 76XH Frogger	7'6"	Fast	12-25	1/4-1 1/4	\$271
RUS80 Bay Bass	8'0"	Mod-Fast	10-20	1-8	\$291
RUS80 Megabass	8'0"	Fast	15-30	1-6	\$284



UC Pro Staff  
Brittany Bassett



UC Pro Staff  
John "Johnny Bass" Basmadjian



UC Pro Staff  
Brittany Bassett




### Swimbait FINATIC Blanks


Model	Length	Action	Rating	Pc	Lure Wt	Tip	Butt	Weight	MSRP
UC 711L	7'11"	Fast	12-20	1	3/8-2 1/2	7	0.601	4.10	\$209
UC 711M	7'11"	Fast	15-30	1	1-4	8	0.725	4.50	\$219
UC 711MH	7'11"	Mod-Fast	15-40	1	2-5	8	0.618	4.88	\$227
UC 711H	7'11"	Mod-Fast	20-40	1	2-6	8	0.727	4.88	\$234
US80 Tilefish	8'0"	Fast	30-60	1	1-10	8	0.769	8.80	\$217
UC 76XH	7'6"	Fast	12-25	1	1/4-1 1/4	5.5	0.576	4.11	\$153
US80 Bay Bass	8'0"	Mod-Fast	10-20	1	1-8	7	0.593	4.50	\$187
US80 Megabass	8'0"	Fast	15-30	1	1-6	7.5	0.769	5.30	\$197



UC Field Staff  
Jason Fleck




UC Pro Staff  
John "Johnny Bass" Basmadjian



Tanner Black



UC Field Staff  
Sonny Jones




UC Pro Staff  
Gerald Kim





## Dual Helix DHX Blanks

Model	Length	Action	Rating	Pc	Lure Wt	Tip	Butt	Weight	MSRP
UC 56UL	5'6"	Moderate	2-6	1	1/32-1/4	4.5	0.285	0.90	\$61
UC 56L	5'6"	Moderate	4-10	1	1/16-5/16	4.5	0.29	1.36	\$67
UC 56M	5'6"	Mod-Fast	6-17	1	1/8-5/16	5	0.325	1.63	\$75
UC 56H	5'6"	Mod-Fast	8-25	1	1/4 - 1	5.5	0.345	1.94	\$90
UC 56XH	5'6"	Fast	12-25	1	3/8-1 1/4	5.5	0.46	2.30	\$97
UC 56XXH-L	5'6"	Fast	12-30	1	1/2 - 2	6	0.48	2.45	\$101
UC 56XXH-H	5'6"	Fast	15-30	1	3/4 - 2	6.5	0.49	2.50	\$105
UC 60UL	6'0"	Moderate	2-6	1	1/32-1/4	4.5	0.295	1.18	\$68
UC 60L	6'0"	Moderate	4-10	1	1/16-5/16	4.5	0.31	1.40	\$75
UC 60M	6'0"	Mod-Fast	6-17	1	1/8-5/16	5	0.34	1.87	\$86
UC 60H	6'0"	Mod-Fast	8-25	1	1/4 - 1	5.5	0.35	2.14	\$101
UC 60XH	6'0"	Fast	12-25	1	3/8-1 1/4	5.5	0.47	2.60	\$105
UC 60XXH-L	6'0"	Fast	12-30	1	1/2 - 2	6	0.49	2.80	\$109
UC 60XXH-H	6'0"	Fast	15-30	1	3/4 - 2	6.5	0.5	2.95	\$116
UC 66UL	6'6"	Moderate	2-6	1	1/32-1/4	4.5	0.3	1.30	\$89
UC 66LXF	6'6"	X-Fast	2-10	1	1/32-5/16	4.5	0.46	1.60	\$95
UC 66L	6'6"	Moderate	4-10	1	1/16-5/16	5	0.445	1.75	\$92
UC 66M	6'6"	Mod-Fast	6-17	1	1/8-5/16	5.5	0.46	2.14	\$101
UC 66H	6'6"	Mod-Fast	8-25	1	1/4 - 1	5.5	0.48	2.79	\$116
UC 66XH	6'6"	Fast	12-25	1	1/4-1 1/4	5.5	0.51	2.80	\$132
UC 66XXH-L	6'6"	Fast	12-30	1	1/2 - 2	6	0.52	2.97	\$134
UC 66XXH-H	6'6"	Fast	15-30	1	3/4 - 2	6.5	0.53	3.15	\$142
UC 70UL-A	7'0"	Moderate	2-4	1	1/32-1/4	4	0.52	1.26	\$104
UC 70LXF	7'0"	X-Fast	2-10	1	1/32-5/16	4.5	0.46	1.67	\$108
UC 70L	7'0"	Moderate	4-10	1	1/16-5/16	5	0.46	1.98	\$105
UC 70M	7'0"	Mod-Fast	6-17	1	1/8-5/16	5.5	0.48	2.38	\$116
UC 70H	7'0"	Mod-Fast	8-25	1	1/4 - 1	5.5	0.505	3.05	\$132
UC 70XH	7'0"	Fast	12-25	1	1/4-1 1/4	5.5	0.53	3.05	\$137
UC 70XXH-L	7'0"	Fast	12-30	1	1/2 - 2	6	0.535	3.20	\$141
UC 70XXH-H	7'0"	Fast	15-30	1	3/4 - 2	6.5	0.54	3.30	\$147
UC 78UL-A	7'8"	Moderate	2-4	1	1/32-1/4	4.5	0.573	1.94	\$117
UC 78L	7'8"	Moderate	6-12	1	1/4-1/2	4.5	0.52	2.31	\$121
UC 78M	7'8"	Mod-Fast	8-17	1	5/16-5/8	5	0.526	2.71	\$132
UC 78H	7'8"	Mod-Fast	10-25	1	1/4-1 1/2	5.5	0.535	2.85	\$145
UC 78XH	7'8"	Fast	12-25	1	1/4 - 1 1/4	5.5	0.576	4.10	\$153
UC 83L	8'3"	Moderate	6-12	1	1/4-1/2	4.5	0.55	2.73	\$138
UC 83M	8'3"	Moderate	8-17	1	5/16-5/8	5	0.57	3.41	\$152
UC 83H	8'3"	Mod-Fast	10-25	1	1/4-1 1/2	5.5	0.58	3.60	\$159
UC 600	6'0"	Mod-Fast	2-6	1	1/32-1/4	4	0.31	1.16	\$140
UC 601	6'0"	Mod-Fast	4-10	1	1/16-5/16	4.5	0.33	1.45	\$145
UC 602	6'0"	Mod-Fast	6-17	1	1/8-1/2	5	0.35	1.80	\$148
UC 603	6'0"	Fast	10-17	1	1/4-3/4	5	0.425	1.85	\$153
UC 604	6'0"	Fast	12-20	1	1/4 - 1	6	0.45	2.38	\$156
UC 605	6'0"	Fast	12-25	1	3/8-1 1/4	6	0.47	2.52	\$161
UC 606	6'0"	Fast	15-30	1	1/2-2	6	0.5	3.30	\$164
UC 660	6'6"	Mod-Fast	2-6	1	1/32-1/4	4	0.325	1.40	\$144
UC 661	6'6"	Mod-Fast	4-10	1	1/16-5/16	4.5	0.44	1.80	\$148
UC 662	6'6"	Mod-Fast	6-17	1	1/8-1/2	5	0.45	1.83	\$152
UC 663	6'6"	Fast	10-17	1	1/4-3/4	5	0.515	1.87	\$156
UC 664	6'6"	Fast	12-20	1	1/4 - 1	6	0.54	2.50	\$161
UC 665	6'6"	Fast	12-25	1	3/8-1 1/4	6	0.55	2.86	\$169
UC 666	6'6"	Fast	15-30	1	1/2-2	6	0.54	3.80	\$172
UC 700XL	7'0"	Mod-Fast	2-4	1	1/32-1/4	4	0.33	1.70	\$152
UC 700	7'0"	Mod-Fast	2-8	1	1/32-1/4	4.5	0.45	1.60	\$157
UC 701	7'0"	Mod-Fast	4-10	1	1/16-5/16	4.5	0.465	1.80	\$161
UC 702	7'0"	Fast	6-17	1	1/8-1/2	4.5	0.47	1.95	\$165
UC 703	7'0"	Fast	10-17	1	1/4-3/4	5	0.555	2.00	\$170
UC 704	7'0"	Fast	12-20	1	1/4 - 1	6	0.575	2.90	\$177
UC 705	7'0"	Fast	12-25	1	3/8-1 1/4	6	0.59	3.20	\$185
UC 706	7'0"	Fast	15-30	1	1/2-2	6	0.57	4.50	\$219
UW 65LMXF	6'6"	X-Fast	8-15	1	3/16-5/8	4.5	0.52	1.83	\$161
UW 65MHXF	6'6"	X-Fast	10-17	1	1/4-3/4	4.5	0.53	1.90	\$164
UW 70LMXF	7'0"	X-Fast	8-15	1	3/16-5/8	4.5	0.555	2.15	\$171
UW 70MHXF	7'0"	X-Fast	10-17	1	1/4-3/4	4.5	0.565	2.22	\$174




UC Pro Staff  
Mike Abenoja



UC Pro Staff  
Brian Porter



UC Field Staff  
Arvil & Arneil Panelo w/ Mike Abenoja



UC Field Staff  
Gail Wade-Adams



UC Pro Staff Capt. Butch Diaz and Sly Fuentes  
with Trophy/Rod winner Chad Belmontes






# PIONEER SHX

Ultra-Light freshwater fishing is a tradition across the United States. In California and many states across the country, states have stocking programs for catchable sportfish species. Some with trout, some with catfish, and even some with a wide variety of panfish. Regardless, the ultra-light realm is here to stay. The Pioneer SHX line of ultralight finished rods were purpose built for the "Triploid" trophy trout fisheries across California. These brutish rainbow trout are common to surpass the 10lb mark and yet require ultra-light gear to finesse these fish to the net.


The SHX line of blanks consist of a single helical core and multi-modulus construction. These blanks are definitely in a class of their own. Unlike other blanks produced for this segment of fishermen, these blanks not only make casting very small baits easier, but they also have the power to move the trophy once it is hooked. the finished rods are fitted with the latest in spinning rod technology, the Microwave Line Control System by American Tackle. They are also fitted with light weight EVA grips and the unique and very comfortable AERO graphite reel seat. With the most technologically advanced blank construction coupled with the Microwave guide technology, these rods will be exactly what the true Ultra-Light fisherman is looking for.



UC Pro Staff  
Steve Howe




UC Field Staff  
Jason Fleck




UC Field Staff  
Brendan Thomas



UC Field Staff  
Jason Fleck



UC Junior Field Staff  
Sage & Fynn Fleck





## PIONEER SHX Blanks

Model	Length	Action	Rating	Lure Wt	Tip	Butt	Weight	MSRP
PU 56UL	5'6"	Moderate	2-6	1/32-1/4	4.5	0.285	0.90	\$48
PU 56L	5'6"	Moderate	4-10	1/16-5/16	4.5	0.29	1.36	\$52
PU 56M	5'6"	Mod-Fast	6-17	1/8-5/16	5	0.325	1.63	\$58
PU 56H	5'6"	Fast	8-25	1/4 - 1	5.5	0.345	1.94	\$66
PU 56XH	5'6"	Fast	12-25	3/8-1 1/4	5.5	0.46	2.30	\$74
PU 56XXH-L	5'6"	Fast	12-30	1/2 - 2	6	0.48	2.45	\$78
PU 56XXH-H	5'6"	Fast	15-30	3/4 - 2	6.5	..490	2.50	\$82
PU 60UL	6'0"	Moderate	2-6	1/32-1/4	4.5	0.295	1.18	\$55
PU 60L	6'0"	Moderate	4-10	1/16-5/16	4.5	0.31	1.40	\$58
PU 60M	6'0"	Mod-Fast	6-17	1/8-5/16	5	0.34	1.87	\$62
PU 60H	6'0"	Fast	8-25	1/4 - 1	5.5	0.35	2.14	\$78
PU 60XH	6'0"	Fast	12-25	3/8-1 1/4	5.5	0.47	2.60	\$86
PU 60XXH-L	6'0"	Fast	12-30	1/2 - 2	6	0.49	2.80	\$90
PU 60XXH-H	6'0"	Fast	15-30	3/4 - 2	6.5	0.5	2.95	\$94
PU 66UL	6'6"	Moderate	2-6	1/32-1/4	4.5	0.3	1.30	\$64
PU 66LXF	6'6"	Moderate	2-8	1/32-5/16	4.5	0.46	1.60	\$67
PU 66L	6'6"	Mod-Fast	4-10	1/16-5/16	5	0.445	1.75	\$65
PU 66M	6'6"	Fast	6-17	1/8-5/16	5.5	0.46	2.14	\$74
PU 66H	6'6"	Fast	8-25	1/4 - 1	5.5	0.48	2.79	\$89
PU 66XH	6'6"	Fast	12-25	1/4-1 1/4	5.5	0.51	2.80	\$104
PU 66XXH-L	6'6"	Fast	12-30	1/2 - 2	6	0.52	2.97	\$112
PU 66XXH-H	6'6"	Fast	15-30	3/4 - 2	6.5	0.53	3.15	\$116
PU 70UL-41	7'0"	Moderate	2-4	1/32-1/4	4	0.425	1.21	\$73
PU 70UL-A	7'0"	Mod-Fast	2-4	1/32-1/4	4	0.52	1.26	\$73
PU 70XL	7'0"	Moderate	2-6	1/32-1/4	4.5	0.45	1.35	\$73
PU 70LXF	7'0"	X-Fast	2-8	1/32-5/16	4.5	0.46	1.67	\$78
PU 70L	7'0"	Moderate	4-10	1/16-5/16	5	0.46	1.98	\$75
PU 70M	7'0"	Mod-Fast	6-17	1/8-5/16	5.5	0.48	2.38	\$86
PU 70H	7'0"	Fast	8-25	1/4 - 1	5.5	0.505	3.05	\$102
PU 70XH	7'0"	Fast	12-25	1/4-1 1/4	5.5	0.53	3.05	\$107
PU 70XXH-L	7'0"	Fast	12-30	1/2 - 2	6	0.535	3.20	\$115
PU 70XXH-H	7'0"	Fast	15-30	3/4 - 2	6.5	0.54	3.30	\$117
PU 76UL-41	7'6"	Moderate	2-6	1/32-1/4	4	0.475	1.80	\$83
PU 76UL-A	7'6"	Mod-Fast	2-6	1/32-1/4	4	0.57	1.89	\$88
PU 76XH	7'6"	Fast	12-25	1/4-1 1/4	5.5	0.55	3.90	\$117
PU 78L	7'8"	Moderate	6-12	1/4-1/2	4.5	0.52	2.31	\$91
PU 78M	7'8"	Moderate	8-17	5/16-5/8	5	0.526	2.71	\$102
PU 78H	7'8"	Mod-Fast	10-25	1/4-1 1/2	5.5	0.535	2.85	\$115
PU 80UL	8'0"	Mod-Fast	4-10	1/4-3/4	5	0.52	1.80	\$95
PU 83L	8'3"	Moderate	6-12	1/4-1/2	4.5	0.55	2.73	\$108
PU 83M	8'3"	Moderate	8-17	5/16-5/8	5	0.57	3.41	\$121
PU 83H	8'3"	Mod-Fast	10-25	1/4-1 1/2	5.5	0.58	3.60	\$132
PU 600	6'0"	Mod-Fast	2-6	1/32-1/4	4	0.31	1.16	\$94
PU 601	6'0"	Fast	2-8	1/16-5/16	4.5	0.33	1.45	\$99
PU 602	6'0"	Fast	4-10	1/8-1/2	5	0.35	1.80	\$102
PU 603	6'0"	Fast	6-17	1/4-3/4	5	0.425	1.85	\$107
PU 604	6'0"	Fast	8-25	1/4 - 1	6	0.45	2.38	\$109
PU 605	6'0"	Fast	12-25	3/8-1 1/4	6	0.47	2.52	\$115
PU 606	6'0"	Fast	15-30	1/2-2	6	0.5	3.30	\$118
PU 660	6'6"	Mod-Fast	2-6	1/32-1/4	4	0.325	1.40	\$98
PU 661	6'6"	Fast	2-8	1/16-5/16	4.5	0.44	1.80	\$102
PU 662	6'6"	Fast	4-10	1/8-1/2	5	0.45	1.83	\$105
PU 663	6'6"	Fast	6-17	1/4-3/4	5	0.515	1.87	\$109
PU 664	6'6"	Fast	8-25	1/4 - 1	6	0.54	2.50	\$115
PU 665	6'6"	Fast	12-25	3/8-1 1/4	6	0.55	2.86	\$123
PU 666	6'6"	Fast	15-30	1/2-2	6	0.54	3.80	\$125
PU 700UL	7'0"	Moderate	2-4	1/32-1/4	4	0.42	1.37	\$95
PU 700XL	7'0"	Moderate	2-4	1/32-1/4	4	0.33	1.70	\$105
PU 700L	7'0"	Moderate	2-6	1/32-1/4	4.5	0.47	1.58	\$95
PU 700	7'0"	Moderate	2-8	1/32-1/4	4.5	0.45	1.60	\$11
PU 701	7'0"	Fast	4-10	1/16-5/16	4.5	0.465	1.80	\$115
PU 702	7'0"	Fast	6-17	1/8-1/2	4.5	0.47	1.95	\$119
PU 703	7'0"	Fast	8-25	1/4-3/4	5	0.555	2.00	\$124
PU 704	7'0"	Fast	12-25	1/4 - 1	6	0.575	2.90	\$130
PU 705	7'0"	Fast	12-30	3/8-1 1/4	6	0.59	3.20	\$138
PU 706	7'0"	Fast	15-30	1/2-2	6	0.57	4.50	\$142



Ryleigh Cooley










## GT Surf

The GTSurf Series was purposely built for fishing big poppers and walking baits for the international gamefish—The Giant Trevally! These 2 piece 10'6" designs ranging from XL to XXH in action. Like others in the "US" line, these feature the dual carbon helix core as well as multi-modulus layered construction. The blanks utilize a 70/30 split design moving the ferrule joint further rearward to protect the joint from failure under heavy load. These blanks have been successfully fished around the globe and a favorite for many GT fisherman where durability is a must.

### GUSA GT Surf Blanks

Model	Length	Action	Rating	Pc	Lure Wt	Tip	Tip Length	Handle	MSRP
US 100 ML-2J	10'6"	Mod-Fast	12-25	2	1-3	7	7'10"	3'2"	\$235
US 100 M-2J	10'6"	Mod-Fast	15-30	2	1-4	8	7'10"	3'2"	\$250
US 100 H-2J	10'6"	Mod-Fast	20-40	2	1-5	8	7'10"	3'2"	\$256
US 100 XH-2J	10'6"	Mod-Fast	30-60	2	1-8	8	7'10"	3'2"	\$264
US 100 XXH-2J	10'6"	Mod-Fast	50-80	2	1-10	10	7'10"	3'2"	\$282





# GUSA Sidewinder

The SideWinder Series was designed with the Saltwater Popping Community in mind. These are 2 piece 7'10" designs that allow fisherman to select from 6 different models depending on the size of the popper, the line rating, and target fish they are planning to fish for. Like others in the "US" line, these feature the dual carbon helix core as well as multi-modulus layered construction. the 60/40 split design moves the ferrule joint to the part of the blank less susceptible to failure under heavy load. These blanks have been successfully fished around the globe for species such as Giant Trevally, Tarpon, Tuna, Barracuda, as well as others.

### Sidewinder 2PC GT Popping Blanks

Model	Length	Action	Rating	Pc	Lure Wt	Max Drag	Tip Sz.	Tip Lgt.	Handle	MSRP
SW 710XL-2J	7'10"	Mod-Fast	PE 1-4	2	40-120	10lb	7	5'6"	2'9"	\$213
SW 710L-2J	7'10"	Mod-Fast	PE 2-4	2	40-120	12lb	7	5'6"	2'9"	\$222
SW 710M-2J	7'10"	Mod-Fast	PE 3-5	2	60-150	17lb	8	5'6"	2'9"	\$230
SW 710H-2J	7'10"	Mod-Fast	PE 6-8	2	100-200	25lb	8.5	5'6"	2'9"	\$234
SW 710XH-2J	7'10"	Mod-Fast	PE 8-10	2	150-250	44lb	9	5'6"	2'9"	\$243
SW 710XXH-2J	7'10"	Mod-Fast	PE 10-12	2	200-350	55lb	9.5	5'6"	2'9"	\$262







## Zeus

Zeus – "The God of Sky, Thunder and ruler of the Olympians." It is said that Zeus was the greatest of the Greek Gods. The same could be said about the Zeus line of deep jigging blanks. In the traditional realm of deep jigging, there are likely no other blanks better suited for the battles waged against trophy size game fish. The Zeus lineup has a variety of actions for the discerning jig fisherman. Unlike other jigging blanks on the market, the Zeus line is made up of models and specific to certain sizes and styles of jigs. They are typically for the larger size jigs and have the power to not only move the jigs and employ the correct action but also to dominate the fish and not the fisherman. These blanks are designed with moderate actions, significant back-bone, and are short in overall length to maximize the leverage an angler can put on the fish. All Zeus blanks are composite in construction and because of this have extraordinary durability and strength.

### ZEUS Jigging Blanks

Model	Length	Action	Rating	Pc	Lure Wt	Max Drag	Tip	Butt	Weight	MSRP
Zeus-1	6'2"	Moderate	PE 1-2	1	85-120	15lb	7.5	0.575	4.50	\$140
Zeus-2	6'0"	Moderate	PE 2-4	1	100-200	20lb	8	0.587	5.30	\$144
Zeus-3	5'10"	Moderate	PE 4-6	1	200-300	25lb	8.5	0.59	5.40	\$148
Zeus-4	5'6"	Moderate	PE 6-8	1	250-400	30lb	9.5	0.595	6.10	\$152
Zeus-5	5'2"	Moderate	PE 8-10	1	400-600	45lb	9.5	0.61	6.80	\$160
Zeus-6	5'2"	Moderate	PE 10-12	1	500-700	55lb	9.5	0.615	6.90	\$160

### Challenger Xtreme Composite Jigging Blanks

Model	Length	Action	Rating	Pc	Lure Wt	Max Drag	Tip	Butt	Weight	MSRP
CXJ 500	5'0"	Moderate	PE 5-8	1	300-500	30lb	9	0.7	6.80	\$135
CXJ 601	6'0"	Moderate	PE 3-5	1	75-225	17lb	7.5	0.71	5.30	\$140
CXJ 602	6'0"	Moderate	PE 4-6	1	150-300	20lb	8.5	0.72	6.20	\$144
CXJ 603	6'0"	Moderate	PE 5-10	1	300-500	30lb	9.5	0.73	6.80	\$148
CXJ 6000	6'0"	Moderate	PE 2-4	1	50-175	12lb	7.5	0.575	4.80	\$135
CXJ 6001	6'0"	Moderate	PE 3-5	1	75-225	17lb	8	0.58	5.70	\$140
CXJ 6002	6'0"	Moderate	PE 4-6	1	150-300	20lb	8	0.59	6.14	\$144
CXJ 6003	6'0"	Moderate	PE 5-8	1	300-500	30lb	9	0.64	7.62	\$148
CXJ 6004	6'0"	Moderate	PE 8-10	1	400-600	40lb	9.5	0.66	8.75	\$158
CXJ 6005	6'0"	Moderate	PE 10-12	1	400-700	45lb	10	0.68	9.88	\$171

### GUSA - Jigging Blanks

Model	Length	Action	Rating	Pc	Lure Wt	Max Drag	Tip	Butt	Weight	MSRP
US 55XO	5'6"	Mod-Fast	PE 3-5	1	75-200	15lb	7	0.57	4.55	\$132
US 55XOS	5'6"	Moderate	PE 4-6	1	150-300	22lb	7.5	0.58	4.90	\$143
US 55XXOS	5'6"	Moderate	PE 6-8	1	300-500	30lb	8.5	0.62	5.20	\$147
US 60XO	6'0"	Mod-Fast	PE 3-5	1	75-200	15lb	7	0.58	5.25	\$145
US 60XOS	6'0"	Moderate	PE 4-6	1	150-350	22lb	7.5	0.59	5.60	\$156
US 60XXOS	6'0"	Moderate	PE 6-8	1	300-500	30lb	8.5	0.65	5.80	\$161
US 65XO	6'6"	Mod-Fast	PE 3-5	1	75-200	15lb	7	0.59	5.60	\$158
US 65XOS	6'6"	Moderate	PE 4-6	1	150-350	22lb	7.5	0.61	5.80	\$169
US 65XXOS	6'6"	Moderate	PE 6-8	1	300-500	30lb	8.5	0.68	6.13	\$175



### MicroJig

Model	Length	Action	Rating	Pc	Lure Wt	Tip	Butt	Weight	MSRP
UC 600	6'0"	Mod-Fast	2-6	1	1/32-1/4	4	0.31	1.16	\$140
UC 601	6'0"	Mod-Fast	4-10	1	1/16-5/16	4.5	0.33	1.45	\$145
UC 60L	6'0"	Moderate	4-10	1	1/16-5/16	4.5	0.31	1.40	\$75



Micro-Jigging is a completely different style of fishing. In many areas of the world, it is a technique used to target reef fish. They use very small jigs, very light braided lines, and lightweight but powerful rods and in most cases using a spinning reel. The Micro-Jig craze has turned normally mundane fishing for reef fish into true sportfishing by matching the gear to the quarry. The United Composites Micro-Jigging rod blanks are from our UC-DHX line. They are all Dual Carbon Helix core utilizing multi-modulus layered technology. These blanks have been used the world over and have proven to be precisely what the micro-jig angler needs.





Angelina & Randy Penny



UC Pro Staff  
Gary Hawes

## Jigs and Family

- [Surfacelron.com](http://Surfacelron.com) – Page 25
- **FishDog** Custom Lures – Page 26
- **Family** Album – Page 27



UC Pro Staff  
Connor Angwin



Huan Nguyen  
Moons Custom Rods



UC Pro Staff / Developer of Stuff  
Garry O'Hern



Courtney Conway



Randy Penny





Surfacelron.Com aka S.I.C. is a community of fishermen and women who love catching fish on a variety of lures designed to slowly undulate just below the surface of the water, made of materials from bone to brass, that are meticulously shaped by jig artisans, which are retrieved at just the right speed in order to entice nearby gamefish into savagely striking these man-made imitations of forage.

Now that may sound like a massive run-on sentence but in reality, it is the embodiment of what makes jig fishing an art form. It takes us from the idea, to the process, to the fishing and catching all in one mouth full. This is the premise on which this site was built upon. As you peruse the content posted, you will and everything from jig production to jig selection to a historical database of some of the innovators in jig fishing along with some of the most well-known and most talented jig fishermen of today. You will find how-to articles on how and when to sh a jig. You will be provided with tutorial videos on how to properly cast a jig and how each "Jig Stick" may not be created equal. You will also find the reasons why certain reels are favored over others when it comes to fishing a jig.

There will also be articles covering the differences between fishing "Yo-Yo" jigs vs. Surface Iron. Most of which has to do with the gear you use and why. Manufacturer profiles with interviews of the owners of the companies and what drives them to continue producing new product and innovating.

Finally, S.I.C. brand jigs will also be available but only through this site. There are a select number of designs that have made it to the S.I.C. table. You'll find #'s 1-6 available now and more to come. These jigs are limited in their production.

Check us out at [www.SurfaceIron.Com](http://www.SurfaceIron.Com) or on Facebook at [facebook/surfaceiron](https://www.facebook.com/surfaceiron)

**We also offer a range of specialty terminal tackle and products to maintain your Jigs.**



**Ring Kits**



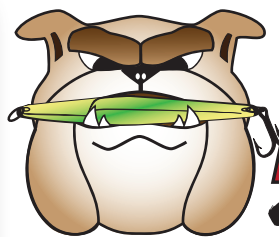
**Crimping Kits**



**Custom and Vintage Jigs.**







# FISHDOG

custom lure painting



A humble, unassuming gentleman by the name of Gary Grant is the force behind the custom lure painting company called FishDog! He is a lifelong Southern California guy. Originally from Downey, he, his wife, and children now reside in the beloved "SurfCity" California. The story of his fishing addiction begins

with Gary as a very young boy fishing off of his Aunt and Uncle's private dock on Balboa Island. By the ripe old age of 8 he became a private boater owner. He acquired a little dinghy from which he could be found fishing the Newport Harbor. Like so many youth of the day who loved fishing, he progressed through the ranks. He was a pier fisherman, a barge fisherman, and when his parents felt he was ready, became a sportboat fisherman. He fished all over Southern California from Redondo Beach to Dana Point. Next came the overnight fishing, short range fishing in the 2-5 day range, and finally, Long Range trips as he ascended to the pinnacle of fishing. By the early 1990's he was headlong into a massive gear build up for Long Range fishing when first came his wife and then kids. Fishing in general took the back seat to school functions, weekend hockey, and all the other activities that a great father like Gary must attend.

Gary has always possessed a creative mind. His parents would have even gone as far as to call him an artist from a young age. Drawing, sketching, doodling, and

eventually painting came easy to him. While still in High School, the day came when his passion for fishing, collided with his artistic and creative mind. Armed with a spray paint can from the local hardware store and a few of his favorite jigs for chasing White Sea Bass, FishDog was born. Since that time, back in the late 70's, Gary's tackle box would be loaded with jigs that he customized just waiting for the yellowtail to bite at Catalina Island or down the coast.



Right around 2009, with the kids now growing up and more time



available to resume his passion for long range fishing, Gary found himself restocking the shelves of his garage with tackle. Along with all the rods, reels, boxes, hooks, and sinkers, you would find jigs upon jigs. However, he wasn't back to his creative ways yet. It wasn't until he special ordered a few jigs in his favorite color Watermelon that the time to break out the airbrush became a necessity. Those custom ordered jigs just didn't hold up and he quickly found the paint from those custom jigs at the bottom of his tackle box in a pile of flakes. That was just enough to reignite his interest in painting. With a \$20 airbrush in hand and the determination to create a better finish for his own personal jigs, he sat down at his workbench and started painting.



Fast forward a few years and Gary's garage has now turned into a production shop. He never intended for FishDog Custom Lure Painting to even be a thing. He was happy just repainting his jigs, replacing his own hooks and rings, and enjoying a peaceful evening in his "Shop." Now, he has taken his airbrushing to a whole new level. New equipment, upgraded professional airbrush, and all the tools to make the end result even better. He now repairs and repaints trolling lures like Marauders. He has his own painted wahoo bombs, and of course he is custom painting jigs of all types. He has even taken to painting today's big wood trout lures for use in the ocean. One of the unique traits of his repaints is the painted eye. Very much modeled after billfish trolling lures and Asian deep jigging jigs, Gary knew that the eyeball represented a target for fish to key on. With his artistic skills in place, he came up with a technique and style that he is able to replicate over and over. He is doing all of this, operating at this level, just as a hobby. However, it isn't likely to be very long that this hobby turns into something even greater!



It is a man's passion for catching yellowtail and wahoo on jigs that inspires this story. Like any solid, growing company, FishDog Custom Lure Painting will continue to evolve. It will continue to expand. Ultimately, one day, may become a manufacturer of their own lures. For now, Gary is simply happy working in his shop, and on several occasions during the year, sharing the rail with friends from the long range community.





# Friends and Family





*"Because when you stop and look around,  
this life is pretty amazing." - Dr. Seuss*



## **CRP, LLC**

5842 W. McFadden Ave. , Suite O  
Huntington Beach, CA 92649  
Phone: 714 898-7500  
Fax: 714 898-7605

[unitedcompositesusa@gmail.com](mailto:unitedcompositesusa@gmail.com)  
[www.unitedcompositesusa.com](http://www.unitedcompositesusa.com)

30° 41.483'N - 81° 33.009' W  
Photo Credit: Laura Thompson